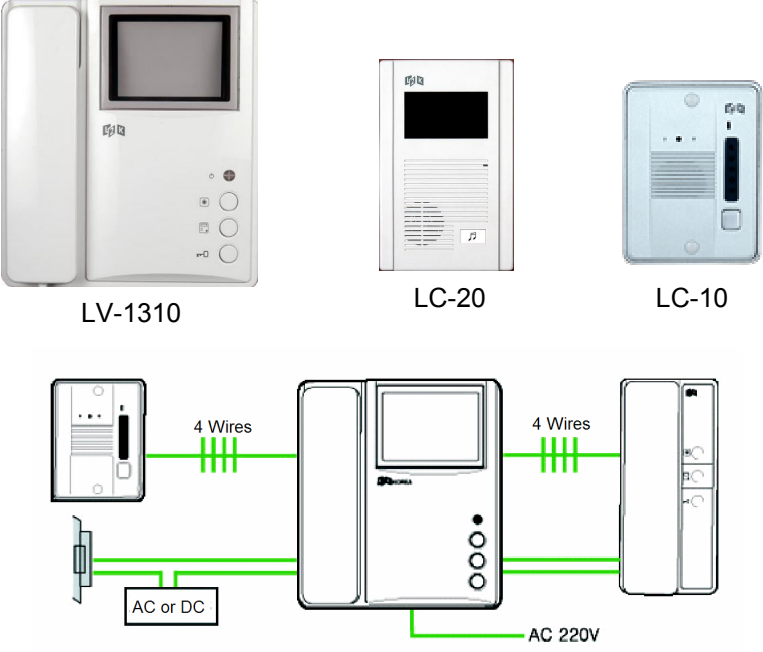
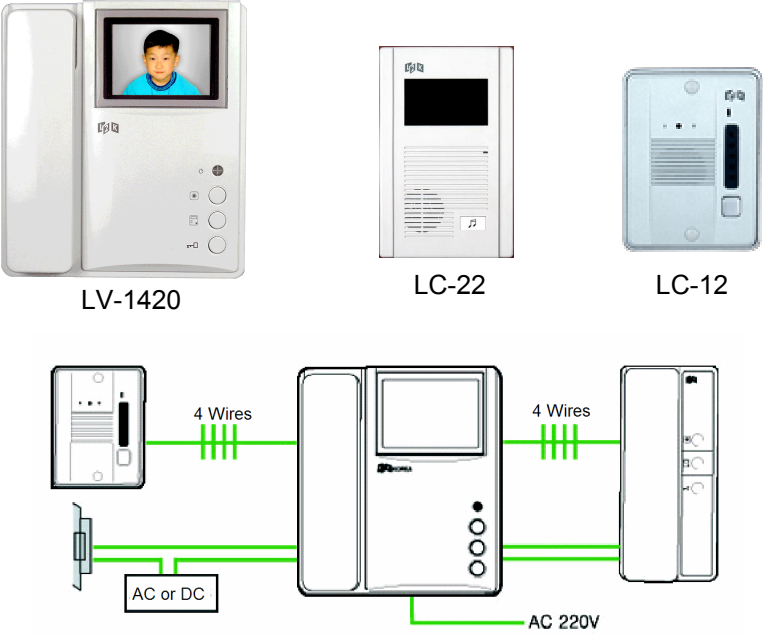



Single Family B/W Video Door Phone

Model	LV-1310 + LC-10
Image & Wiring Diagram	 <p>The image shows three models: LV-1310 (a large monitor unit), LC-20 (a smaller monitor unit), and LC-10 (a pinhole camera unit). Below them is a wiring diagram. The LV-1310 unit is connected to both the LC-20 and LC-10 units using 4-wire connections. Power is supplied to the LV-1310 unit from either AC or DC, and AC 220V is connected to the bottom of the LV-1310 unit.</p>
Specifications	<ul style="list-style-type: none"> -4 Wires, 4" B/W Flat CRT Tube Monitor -B/W Video Monitor LV-1310: Free Volt(90V~265V), LV-1310(DC): DC power -Vandal Proof, Metal Pinhole outdoor Camera(LC-10) **silver/dark brown color available **flush/surface mount available **Plastic Case, Pinhole outdoor Camera(LC-20) available -Door Release, Easy Installation -Additional Interphone optional: Intercommunication between Monitor & Interphone
Optional	<ul style="list-style-type: none"> -Memory card (LV-1310R) **capacity of 64 memory frames(B/W) -External Interphone (LP-275)

Single Family Color Video Door Phone

Model	LV-1420 + LC-12
Image & Wiring Diagram	
Specifications	<ul style="list-style-type: none"> -4 Wires, 4" Color TFT LCD Monitor -Color Video Monitor LV-1420: Free Volt(90V~265V), LV-1310(DC): DC power -Vandal Proof, Metal Pinhole outdoor Camera(LC-12) **silver/dark brown color available **flush/surface mount available **Plastic Case, Pinhole outdoor Camera(LC-22) available -Door Release, Easy Installation -Additional Interphone optional: Intercommunication between Monitor & Interphone
Optional	<ul style="list-style-type: none"> -Memory card (LV-1310R) **capacity of 64 memory frames(B/W) -External Interphone (LP-275)


Watching Monitor

Model	LV-2250(B/W) LV-2140(Color)
Image & Wiring Diagram	 <p>LV-2250 / LV-2140</p>
Specifications	<p>[LV-2250]</p> <ul style="list-style-type: none"> -B/W 4" Flat CRT Tube -DC Power (13V) -Easy Installation <p>[LV-2140]</p> <ul style="list-style-type: none"> -Color 4" TFT LCD -LV-2140AC : AC Free Volt(90V~265V) LV-2140DC : DC Power -Easy Installation
Optional	-RCA connection with camera

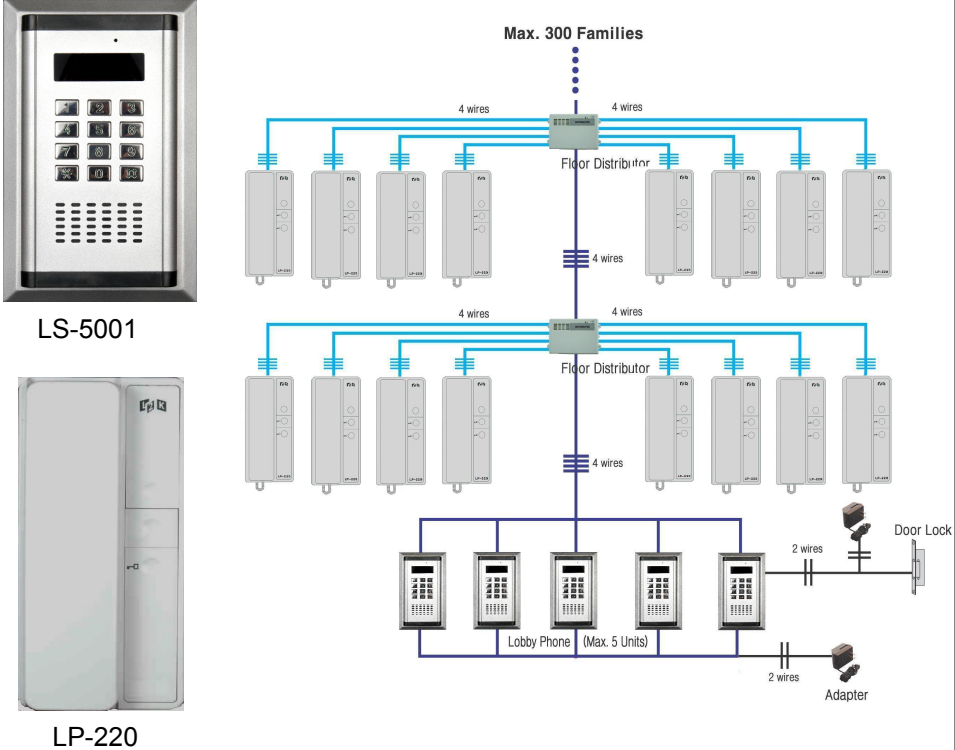
Multi-family Video Door Phone

Model	LV-1730 + LC-5001 (B/W) LV-1540 + LC-7001 (Color)
Image & Wiring Diagram	
Specifications	<p>[LV-1730]</p> <ul style="list-style-type: none"> -B/W Video Monitor LV-1730(AC): Free Volt(90V~265V), LV-1730(DC): DC power -Digital Keypad Lobby Camera Phone: LC-5001 **silver/marble stone color available **flush/surface mount available -Capacity of Max. 300 families -Lobby Camera Phone can be installed at Max. 5 Public gates -Public Gate open from indoor Video Monitor, Public Gate open by password <p>[LV-1540]</p> <ul style="list-style-type: none"> -Color Video Monitor LV-1540(AC): Free Volt (90V~265V) LV-1540(DC): DC Power -Digital Keypad Lobby Camera Phone: LC-7001 **silver/marble stone color available **flush/surface mount available -Capacity of Max. 300 families -Lobby Camera Phone can be installed at Max. 5 Public gates -Public Gate open from indoor Video Monitor, Public Gate open by password


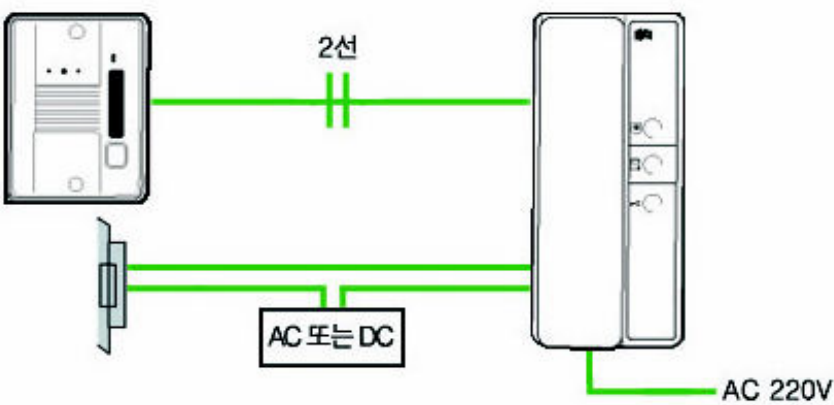
Direct Button Multi-family Video Door Phone

Model	LV-1310 + LC-5112 (B/W) LV-1420 + LC-7112 (Color)
Image & Wiring Diagram	 <p style="text-align: center;"> LC-5104 LC-5108 LC-5112 LV-1310 LV-1420 </p>
Specifications	<p>[LV-1310 + LC-5112]</p> <ul style="list-style-type: none"> -B/W Video Monitor LV-1310(AC): Free Volt(90V~265V), LV-1310(DC): DC Power -Direct Button Lobby Camera Phone: LC-5112 **silver/marble stone color available **flush/surface mount available -Capacity of Max. 12 families -Public Gate open from indoor Video Monitor, Public Gate open by password <p>[LV-1420 + LC-7112]</p> <ul style="list-style-type: none"> -Color Video Monitor LV-1420(AC): Free Volt(90V~265V), LV-1420(DC): DC Power -Direct Button Lobby Camera Phone: LC-7112 **silver/marble stone color available **flush/surface mount available -Capacity of Max. 12 families -Public Gate open from indoor Video Monitor, Public Gate open by password

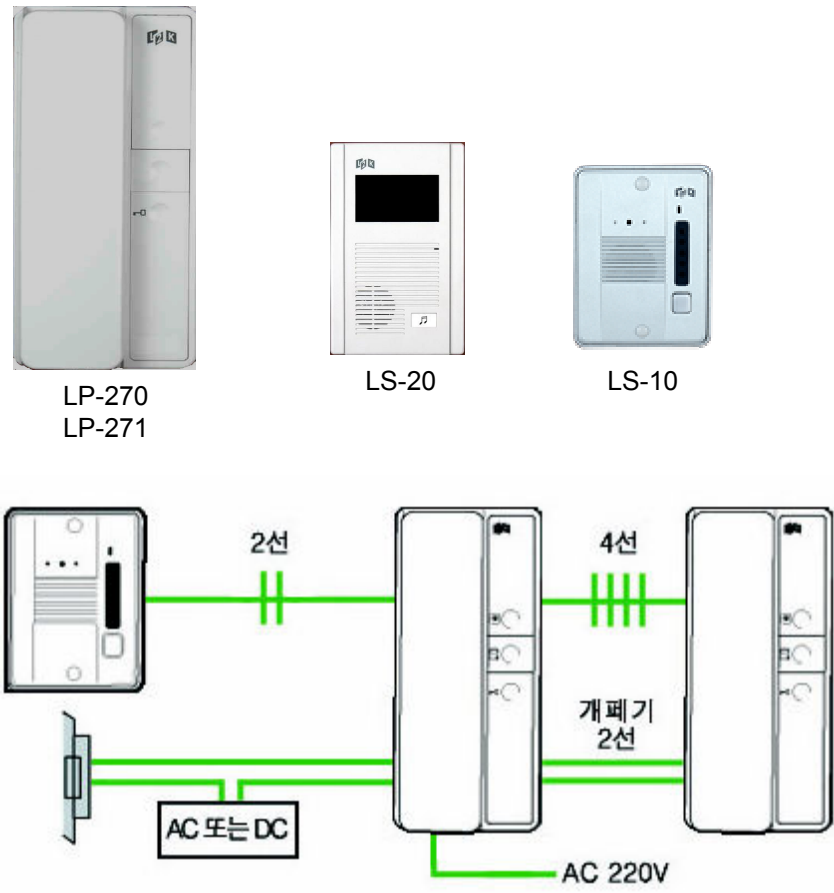
Multi-family Audio Door Phone

Model	LP-220 + LS-5001
Image & Wiring Diagram	 <p>The image shows two product models: the LS-5001, a digital keypad lobby phone with a screen and numeric keypad, and the LP-220, an indoor audio door phone with a speaker and microphone. To the right is a wiring diagram for a multi-family installation. It shows a central connection point for 'Max. 300 Families' branching into two 'Floor Distributor' units. Each distributor is connected to four individual units via 4-wire lines. At the bottom, a 'Lobby Phone (Max. 5 Units)' is connected to the system via 2-wire lines, which are also connected to a 'Door Lock' and an 'Adapter'.</p>
Specifications	<ul style="list-style-type: none"> -Indoor Audio Door Phone LP-220 -Digital Keypad Lobby Phone: LS-5001 **silver/marble stone color available -Easy installation with 4 wires -Max. 300 families can be accommodated -Door open from indoor audio door phone or by password **Not needed power for the indoor audio door phone

Single Family Audio Door Phone

Model	LP-260 + LS-10
Image & Wiring Diagram	<div style="text-align: center;">  <p>LP-260 LS-20 LS-10</p> </div> <div style="text-align: center; margin-top: 20px;">  <p>2선</p> <p>AC 또는 DC</p> <p>AC 220V</p> </div>
Specifications	<ul style="list-style-type: none"> -Indoor Audio Door Phone LP-260 -Vandal Proof, Metal outdoor phone: LS-10 **silver / dark brown color available **Plastic Case outdoor phone(LS-20) available -Easy installation with 2 wires -Door release from indoor audio door phone -High sensitivity audio sound -AC 110V or 220V

Single Family Door Interphone

Model	LP-270S + LS-10
Image & Wiring Diagram	 <p>The image shows three product models: LP-270/LP-271 (a tall, narrow indoor unit), LS-20 (a smaller indoor unit with a screen), and LS-10 (a square outdoor unit). Below the images is a wiring diagram. It shows an indoor unit connected to a door release mechanism via a 2-wire line. The indoor unit is also connected to an outdoor unit via a 4-wire line. The outdoor unit is connected to another indoor unit via a 2-wire line labeled '개폐기 2선' (door release 2-wire). Power is supplied to the system via AC 220V.</p>
Specifications	<ul style="list-style-type: none"> -2 Interphones with 1 Vandal Proof, Metal outdoor phone -Call & Communication between 2 interphones -Vandal Proof, Metal outdoor phone: LS-10 <ul style="list-style-type: none"> **silver / dark brown color available **Plastic Case outdoor phone(LS-20) available -Easy installation with 2 wires -Door release from indoor interphones -High sensitivity audio sound -AC 110V or 220V

TEL Lobby Phone

<p>Model</p>	<p>LTP-9001</p>
<p>Image & Wiring Diagram</p>	<p>LTP-9001</p>
<p>Specifications</p>	<ul style="list-style-type: none"> -TEL Lobby Phone to be installed at the public gate of the building -Connection to the existing telephone lines of the building -Intercommunication between TEL Lobby Phone and telephone of each room -Public Gate open by telephone, password, RF card -One TEL Lobby Phone can accommodate up to 60 rooms and can be increased up to 200 rooms -Security Guard can watch the visitors by camera built inside -TEL Lobby Phone and the visitor's images are recorded by DVR